

HOME CONNECTION

LITERACY

- Write sentences with this weeks sight words: funny, he, was. Use your E-learning journal and writing line strategy. Submit photo.
- Listen to the book: [Piggie Pie by Margie Palatini](#). Today we will be making text to text connections! Read the question and chart on slide 3. Respond to the question in your journal. Feel free to use the sentence starters to help you. Submit photo.
- Guided Reading: Under the Guided Reading Leveled Readers tab you will find links to leveled readers. Choose the book that is at your level (that you haven't read) and read it. Choose one sentence from the book and copy it in your journal in your neatest handwriting. Submit photo.
- OPTIONAL FINE MOTOR EXTENSION: Pour salt or sprinkles on a baking sheet. Use your finger to "write" the sight words of the week in the salt or sprinkles.

MATH

- Word Problem Wednesday! See the word problem on pg. 4. You may choose to print this activity or record your answer in your journal. Draw a picture to show your thinking and try to write an addition sentence!
- Practice reading and singing your numbers to 100 with [The Big Numbers Song](#).

iREADY

- Complete 20 minutes of iReady MATH lessons.


SCIENCE & SS

- Last Thursday was the first day of Spring (even though it might not feel like it). Visit [Scholastic Let's Find Out](#). In the top right corner click "log in". Choose the student option and enter the password "CajKinder". Click the "explore" button under *If You See a Spring Flower*". Listen and read the issue, complete the digital activity on the last page (Say It, Spell It, Write It), watch the video about spring, and play the sight word game. Draw a picture of what a bird feeds its baby. Draw it in the birds beak and label it. Submit photo.

RELIGION

- Begin your lesson by singing [1, 2, 3, Jesus Is Alive.](#)
- Get your *Stations of the Cross* emergent reader from your supply bag.
- Butter the popcorn words on pages 6 - 9. Color the pictures on pages 6 - 9.
- Watch [The Way of the Cross for Kids](#). Begin the video at minutes/seconds 10:30. Stop the video at minutes/seconds 15:45.
- Go back and read about the Stations of the Cross #5-#8 (the pages you worked on today with buttered words and pictures colored).
- Discuss some things that you can share with your brother(s), sister(s), or friend(s).
- End your lesson by singing and moving to [I Wanna Do Right.](#)


Simon helps Jesus.



Veronica wipes Jesus' face.



Jesus falls the 2nd time.



Jesus meets the women.





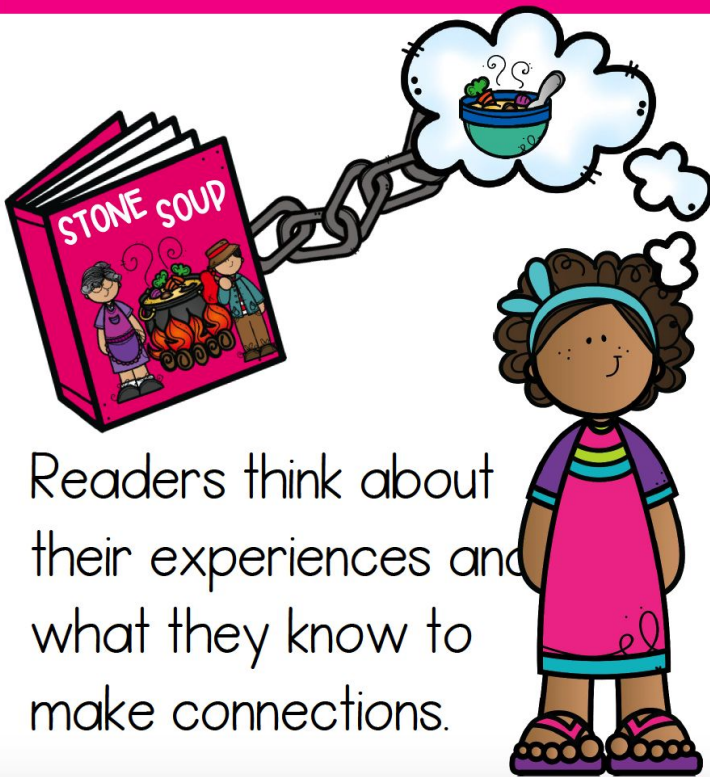
© Jump and Wills

Piggie Pie

Readers make connections. This story has characters that are seen in other books or songs. Write about one or more of these text-to-text connections.



CONNECT




Readers think about their experiences and what they know to make connections.

© Jump and Wills

In our story, *Piggie Pie*, there are pigs and Gritch, but there are other characters too. What characters did you hear about in *Piggie Pie* that you recognize from other stories or songs?


I recognize _____.

Write your response in your journal and add an illustration.



and

ate



for lunch.

They each had 2 pieces.

How many pieces of



altogether?

Here's my thinking:



Wednesday is MUSIC

Kindergarten (Music - Week 2):

My Kindergarten friends! I hope you're all doing well. For Music this week, we're going to continue talking about "GENRE" and the 8 different genres that we have discussed in class so far. These are also the 8 genres on our "Genre Board." I've recorded a short video lesson for you to watch that also has a quick "Genre Quiz" within the video. You don't have to write anything down - but hopefully, you'll find that it's good practice for remembering the differences among our 8 genres! For extra practice (after watching the video), listen to 2-3 songs at home and see if you can figure out what genre each song is! Parents, please feel free to email me with any questions (mfricks@cajetan.org). ***Also, parents, this video program is very new to me... I apologize in advance if you run into any issues with it. However, I've tested it out multiple times and I'm hoping that it's a fun and stress-free lesson!*** Thank you!

Link:

<https://drive.google.com/file/d/14lr23NyNnohpDd9v3wqLn4Q5OZwtnVd4/view>



BORED? Try one of these!



draw a picture



read to a
stuffed animal



practice
counting



listen to music



play with
playdough



stretch



take a nap



read a book



write a story



go for a walk



play with a
ball



exercise